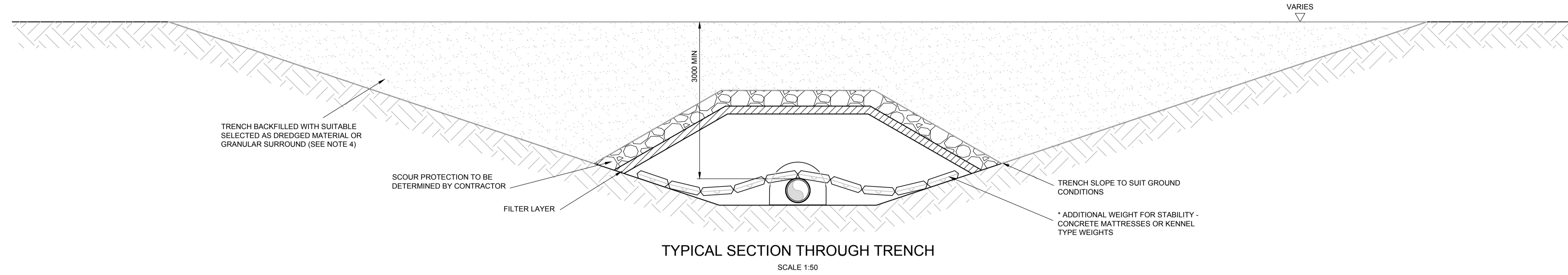


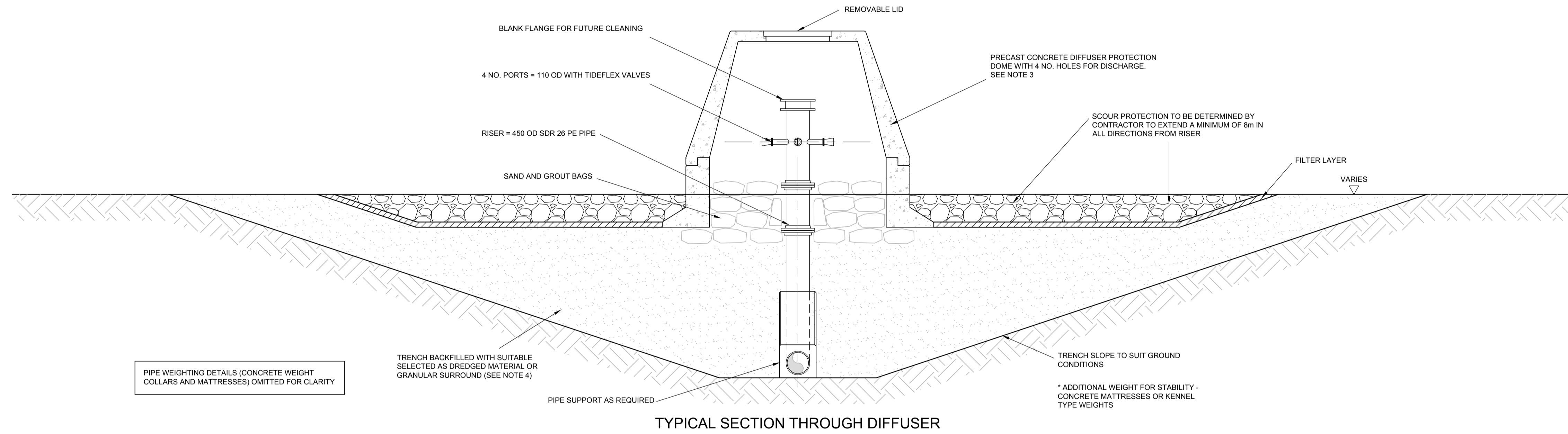
NOTES

1. ALL DIMENSIONS ARE IN MILLIMETRES UNLESS NOTED OTHERWISE.
2. ALL LEVELS ARE IN METRES RELATIVE TO CHART DATUM (mCD) UNLESS NOTED OTHERWISE.
3. TYPICAL DETAIL ONLY. DIFFUSER DOME AND OPENING TO BE SIZED TO SUIT RISERS AND AVOID INTERFERENCE OF OUTLET JETS. DOMES TO BE DETACHABLE TO PREVENT DAMAGE TO PIPELINE IN CASE OF COLLISION OR SNAGGING.
4. FILL MATERIAL MAY BE REQUIRED DEPENDENT ON SCOUR PROTECTION AND THE LOCAL SEABED MATERIAL.
5. ADDITIONAL WEIGHT FOR STABILITY TO BE CONTRACTOR DESIGN.



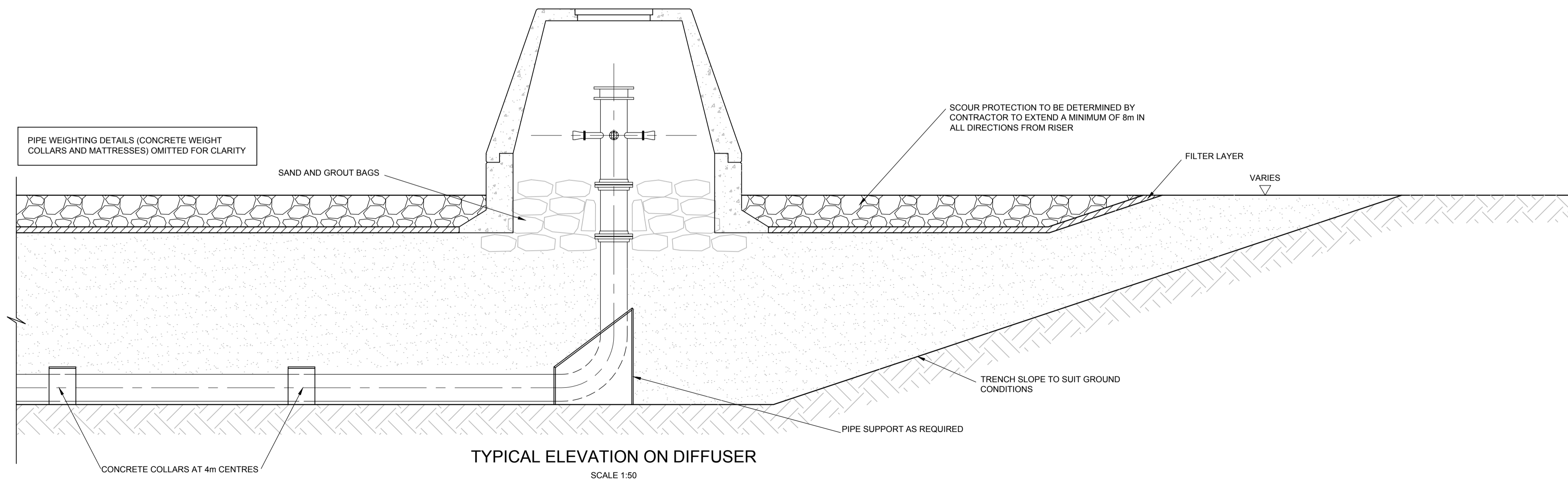
TYPICAL SECTION THROUGH TRENCH

SCALE 1:50



TYPICAL SECTION THROUGH DIFFUSER

SCALE 1:50



TYPICAL ELEVATION ON DIFFUSER

SCALE 1:50

**NOT FOR CONSTRUCTION**

REV	DATE	DESCRIPTION	BY	CHK	APP
1	15.12.17	ISSUED FOR COMMENT	YH	WH	WH
0	31.10.17	ISSUED FOR COMMENT	CH	WH	WH

REVISIONS



PROJECT  
**WITHERNSEA SCHEME**

TITLE  
**NEW LONG SEA OUTFALL  
TYPICAL DIFFUSER DETAILS**

HASKONINGDHV UK LTD  
MARITIME & WATERWAYS  
Marborough House  
Marborough Crescent  
Newcastle upon Tyne NE1 4EE  
+44 (0) 191 211 1300 Telephone  
+44 (0) 191 211 1313 Fax  
info@newcastle.royalhaskoning.com E-mail  
www.royalhaskoningdhv.com Internet

DRAWN	CH	CHECKED	WH	PASSED	WH
DATE	OCT 17	CLIENT'S REF.			
SCALE AT A1	1:50	AUTOCAD REF.	PB5063-WSEA-008		

DRAWING No.	PB5063-WSEA-008	REVISION	1
-------------	-----------------	----------	---